



ADVENT SURGICAL
Advancement for Life...



HOSPITAL FURNITURE CATALOGUE

2023 - 24

ABOUT US



Advent Surgical is a renowned supplier of hospital equipment in Purnea, Bihar. We are dedicated to providing high-quality hospital furniture, modular operating theaters, and state-of-the-art operating room equipment. With our comprehensive range of products, we strive to create efficient and functional healthcare environments that meet the evolving needs of modern medical facilities. Our Hospital Furniture collection is designed to offer comfort, durability, and versatility. We understand the importance of creating a conducive atmosphere for patients and healthcare professionals alike. Our furniture includes patient beds, examination tables, medical cabinets, and ergonomic seating options, all crafted with precision and attention to detail.

For advanced surgical settings, our Modular Operating Theaters are designed to optimize workflow and enhance patient outcomes. We offer customizable solutions that can be tailored to fit any space, ensuring efficient utilization of resources. Our modular theaters are equipped with advanced features such as laminar airflow systems, HEPA filters, and integrated lighting, creating a sterile and safe environment for surgical procedures.

To complement our modular theaters, we provide a comprehensive range of Operating Room Equipment. From surgical lights and tables to anesthesia machines and surgical instruments, our equipment is sourced from trusted manufacturers known for their reliability and performance. We aim to provide healthcare professionals with the tools they need to deliver exceptional patient care and achieve optimal surgical outcomes.

At Advent Surgical, we prioritize customer satisfaction and strive to exceed expectations in every aspect of our business. Our team of experienced professionals is committed to delivering exceptional service, from product selection and installation to ongoing support and maintenance.

We believe in the power of innovation and continuous improvement. As technology advances and healthcare practices evolve, we stay at the forefront of the industry, regularly updating our product offerings to incorporate the latest advancements. Our commitment to excellence drives us to provide cutting-edge solutions that enhance healthcare delivery and improve patient experiences.

Whether you are setting up a new hospital, expanding an existing facility, or upgrading your operating theater, Advent Surgical is your trusted partner. Contact us today to explore our comprehensive range of hospital furniture, modular operating theaters, and operating room equipment. Together, let's shape the future of healthcare environments for better patient outcomes.

Our Clients



www.adventsurgical.com

1

ICU BED



FIVE FUNCTION ICU ELECTRIC BED (IMPORTED WHEEL) (AS 1001)

Description:

1. Advance linear actuator system [04 pcs motor, 01 pc control box, 01 pcs handset]
2. Four pieces individual side-rails, ABS Moulded.
3. ABS moulded head and foot panel with locking and corner buffer.
4. Framework made of Rectangular M.S. tube.
5. 4 section top made-up of oval perforated CRCA M.S. sheet.
6. Bed mounted on 5" Dia castors.
7. S.S. telescopic I.V. rod with 4 locations.
8. Holder for urine bag.
9. Overall approx. Size: 2090L X 910W X 460-700H MM.
10. Finish: Pretreated & Epoxy Powder Coated.
11. Positions obtained by hand remote



FIVE FUNCTION ICU ELECTRIC BED (AS 1002)



Description:

1. Four Pieces individual Side-rails, ABS Moulded.
2. ABS Head and Foot Panel with locking and corner buffer.
3. Framework Made-up of M.S Tubes.
4. 4 section top made-up of Oval perforated CRCA M.S Sheet.
5. Bes Mounted on 5" Imported Castors, 2 with brakes.
6. S.S Telescopic I.V Rod with 4 locations.
7. Holder for Urine Bag.
8. Finish: Pretreated & Epoxy Powder Coated.
9. Overall Approx. Size: 2090L x 910W x 460-700H MM.
10. Positions Obtained function by Hand Remote.
 - Hi-Low
 - Backrest elevation
 - Kneerest elevation
 - Trendlenburg/ Reverse Trendlenburg

Optional :

- 4 Section Mattress

ICU BED



FIVE FUNCTION MECHANICAL ICU BED

(AS 1003)



These are offered with the hi-low trendelenburg and head & leg side adjustments.

Specifications:

Size: 2250 mm L X 1015 mm W X 625 / 820 mm H

Mattress size: 2010 mm L X 910 mm W four

perforated top section

Features:

Head & Leg side adjustments (Head side 90° up & Leg side 60° up)

A set of imported split rails

Hi-low 625 mm to 900 mm

SS I.V. rod with four location

SS/ABS head and leg bows fitted

Four swivel castor 150 mm dia, two with breaks

Finish with Epoxy Powder coated

THREE FUNCTION ELECTRIC ICU BED

(AS 1005)



FIVE FUNCTION MECHANICAL ICU BED (COLLAPSIBLE RAILING)

(AS 1004)

Description :

OVERALL SIZE: 2300mm L X 1050mmW X 550mm-800mm H(Adjustable)

SUITABLE SIZE FOR MATTRESS: 1980mm L X 890mm W

- Four section perforated CRCA sheet top.
- Backrest, Knee rest, Trendelenburg, Reverse Trendelenburg & Height Adjustable operated by screw and lever mechanism with four separated S.S. folding handles.
- ABS head & Leg Bow.
- A pair of new design collapsible railing.
- Four heavy duty swivel castors (two with brake).
- Saline rod.
- Pretreated and epoxy powder coated.



Description:

1. Advance liner actuator system [03 Pcs Motor, 01 Pc Control box, 01 Pcs Handset].
2. Four Pieces individual Side-rails, ABS Moulded.
3. ABS Head and Foot Panel with locking and corner buffer.
4. Framework Made-up of M.S. Tubes.
5. 4 section top made-up of Oval perforated CRCA M.S. Sheet
6. Bed Mounted on 5' Castor, 2 with brakes.
7. S.S. Telescopic I.V. Rod with 4 Hook and at 4 Locations.
8. Holder for Urine Bag.
9. Finish: Pre-treated & Epoxy Powder Coated.
10. Overall Approx. Size: 2090L x 910W x 460-700H MM.
11. Positions Obtained function by Hand Remote:
 - Hi-Low
 - Backrest elevation
 - Kneerest elevation

Optional:

4 Section Mattress

Also available in Collapsible Railing.

ICU BED



FULL FOWLER ELECTRIC BED (AS 1006)

Description:

Advance Linear Actuator system 02 Pcs Motor, 01 Pc Control Box, 01 Pc Handset.

Four pieces individual side rails, ABS Moulded. ABS Moulded Head and Foot panel with locking and corner buffer.

Frame work made of Rectangular M.S. Tube. 4 section top made up of Oval perforated CRCA MS Sheet.

Bed Mounted on 5" Dia Castor.

Holder for Urine bag.

S.S Telescopic IV Rod with 4 Locations.

Overall Approx Size: 2090L x 910W x 460-700H MM.

Finish: Pretreated & Epoxy Power Coated.

Positions obtained by hand Remote.

Backrest elevation Kneerest elevation.



DELUX FULL FOWLER BED (MANUAL) (AS 1008)



SUPER DELUX FULL FOWLER BED (MANUAL) (AS 1007)



Description:

- ABS molded Head and Foot panel with locking and corner buffer.
- A set of 4 ABS split rails for royal look.
- Frame work made of Rectangular M.S. tube
- Four section top made up of Oval perforated CRCA MS Sheet.
- Bed Mounted on 4" Dia VCastor. 2 with brakes.
- Four Location for IV Rod.
- Overall Approx Size: 2200mm L x 1050mm W x 610 mm H.
- Finish: Pretreated & Epoxy Power Coated.
- Position Obtained by Screw & Lever mechanism with S.S. foldable handles:
 1. Backrest elevation
 2. Kneerest elevation

Description:

- ABS molded Head and Foot panel with locking and corner buffer.
- A pair of New Design Collapsible Side railings (1320mm long).
- Frame work made of Rectangular M.S. tube
- Four section top made up of Oval perforated CRCA MS Sheet.
- Bed Mounted on 4" Dia VCastor. 2 with brakes.
- Four Location for IV Rod.
- Overall Approx Size: 2200mm L x 1050mm W x 610 mm H.
- Finish: Pretreated & Epoxy Power Coated.
- Position Obtained by Screw & Lever mechanism with S.S. foldable handles:
 1. Backrest elevation
 2. Kneerest elevation

ICU BED



FULL FOWLER BED (AS 1009)



Description:

- Approx: 2070 mm L X 910 mm W X 600 mm H
- Mattress size: 2010 mm Lx 910 mm W Four section perforated top

Features:

- SS head & leg bows with laminated panels
- "D" type railing both side (drop side rails)
- SS i.v. rod with four location
- Four swivel castor 100 mm dia (two with brakes)
- Pre treated and epoxy powder coated
- Optional accessories at extra cost.
- Saline rod SS/MS

SUPER DELUX SEMI FOWLER BED (AS 1011)



Description:

1. Advance linear actuator system [01 Pcs Motor, 01 Pcs Control box, 01 Pcs Handset]
 2. ABS Head and Foot Panel with locking and corner buffer.
 3. Frame work made of Rectangular M.S Tube
 4. 2 Section Top made-up of oval perforated CRCA M.S Sheet.
 5. Leg fitted with PVC Stumps.
 6. Four Locations for I.V Rod
 7. Finish: Pretreated & Epoxy Power Coated.
 8. Overall Size: 82L X 36W X 24H inch
 9. Positions Obtained by Crank mechanism
 10. Back rest elevation
- Optional: Semi Fowler bed Mattress, collapsible side railings, Wheels.

ELECTRIC SEMI FOWLER BED (AS 1010)

Description :

Advance Linear Actuator system 01 Pcs Motor, 01 Pc Control Box
ABS Moulded Head and Foot panel.
Frame work made of Rectangular M.S. Tube.
2 section top made up of Oval perforated CRCA MS Sheet.
Holder for Urine bag.
S.S. Telescopic IV Rod with 4 Locations
Overall Approx Size: 2090L x 910W x 460-700H MM.
Finish: Pretreated & Epoxy Powder Coated
Positions obtained by hand Remote:
Backrest elevation



DELUX SEMI FOWLER BED (AS 1012)



Description:

- OVERALL SIZE: 2200mm L X 1050mm W X 610mm H
- Two section perforated CRCA sheet top
 - Polymer moulded Head & Leg Bows
 - A pair of New design collapsible railings
 - Four heavy duty castors 100mm dia (two with brake)
 - Two locations for IV rod
 - Pre treated and Epoxy powder coated
 - Optional Accessories At extra cost:
- Saline rod MS/SS

ICU BED



SEMI-FOWLER BED (AS 1013)



Description:

1. Single function manual bed suitable for back rest.
 2. Bed platform of 2 section uniformly perforated 18g CRCA Sheet.
 3. Easily detachable MS head & Foot end Bows.
 4. Top frame made from 60mm x 30mm ERW tube.
 5. Four IV provisions with nylon inserts to
 6. Legs made of square /round tube.
 7. Pre-treated & Epoxy Powder Coated.
 8. Overall Size: 81L X 35W X 24H inch
- Optional: MS side railings, IV rod, Wheels & Mattress.

SEMI-FOWLER BED WITH BABY COT (AS 1014)



Description:

1. Frame work made of angular M.S tube.
 2. Top made of CRCA 18/20G Sheet
 3. Tubular Head & Foot bows of unequal height.
 4. Overall Size: 72L X 35W X 24H inch.
 5. Finish: Epoxy Powder Coated
 6. MS Cradle made of 5mm bar easily detachable can be attached to the bed.
 7. Provided Mattress inside the cradle.
- Optional: MS side railings, IV rod, Wheels & Mattress.

HOSPITAL PLAIN BED DELUX (AS 1015)



Description:

- Size: 1900mm x 900mm x 550mm H
Plain bed uniformly perforated.
1 Section top in 20 swg CRCA sheet.
Easily detachable polymer Head and Foot end bows.
Urine hooks below the bed on either sides.
100 mm Diagonally locking Castors.
I.V. position at all the four corners of the Bed.

HOSPITAL PLAIN BED GENERAL (AS 1016)



Description:

- Overall size : 180L X 60W X 46H cms
Framework Made-up of rectangular / Square M.S Tubes.
5cm foam padded fixed mattress covered with rexine
Legs fitted with PVC Stumps.
Finish : Pretreated & Epoxy Powder Coated.

ICU BED

PEDIATRIC BED (AS 1017)



Description:

1. Tubular Head and Foot Bows of unequal height with vertical tube support.
2. Framework Made-up of M.S. Tubes.
3. Top made-up of Oval perforated CRCA M.S Sheet.
4. Legs fitted with PVC Stumps.
5. Four Location for I.V. Rod.
6. Full length drop side rails on both sides.
7. Finish: Pretreated & Epoxy Powder Coated.
8. Overall Approx. Size: 1480L x 840W x 600H MM
9. Bed frame approx size: 1370L x 760w MM

Optional:

- Plain Mattress.
- S.S. Telescopic I.V. Rod

OPD COUCH (AS 1019)



Description:

1. Overall size: 71L X 24W X 18H inch
2. Framework Made-up of Rectangular /Square M.S Tubes.
3. 5cm foam padded fixed mattress covered with Rexene
4. Legs fitted with PVC Stumps.
5. Finish: Pretreated & Epoxy Powder Coated.



ATTENDENT BED (AS 1018)



Description:

1. Frame work made of rectangular M.S tube.
2. Fitted with perforated CRCA sheet top
3. Stainless Steel tubular Head & Foot Bows.
4. Legs fitted with PVC stumps.
5. Overall Size: 66L X 24W X 18H inch
6. Epoxy Powder Coated.

EMERGENCY AND RECOVERY TROLLEY HYDRAULIC (AS 1020)



Description:

1. Overall approx. dimensions 210L x 65W cms.
2. Two section top with removable X-ray permeable stretcher, made of pre-laminated board supported on tubular frame.
3. Height adjustable by foot operated imported hydraulic pump from 65-95 cms
4. Gas spring assisted Trendlenburg/Reverse Trendlenburg positions
5. Backrest raised on ratchet
6. Four Swivel castors 5" dia. two with brake
7. Synthetic rubber covered pushing handles
8. Sliding X-Ray cassette holder
9. Oxygen cylinder cage 7 storage tray
10. S.S. I.V. Rod along with provision at four location and swing away type stainless steel side rails.
11. Pre-treated & Epoxy Powder Coated finish.
12. Supplied with Mattress.

ICU BED



EMERGENCY AND RECOVERY TROLLEY MANUAL

(AS 1021)



Description:

1. Overall approx. dimensions 210L x 65W cms.
2. Two section top with removable X-ray permeable stretcher, made of pre-laminated board supported on tubular frame.
3. Height Trendelenburg/Reverse Trendelenburg positions obtained by crank mechanism with foldable handles.
4. Backrest raised on ratchet
5. Four Swivel castors 5" dia. two with brake
6. Synthetic rubber covered pushing handles
7. Oxygen cylinder cage 7 storage tray
8. S.S. I.V. Rod along with provision at two location and collapsible stainless steel side rails.
9. Pre-treated & Epoxy Powder Coated finish.
10. Supplied with Mattress.

STRETCHER TROLLEY SS TOP MS BODY (AS 1023)



Description:

- Overall size 84L x 22W x 32H inch
- M.S tubular construction with SS removable stretcher
- Mounted on 100mm dia. Castors (Two with breaker)
- Epoxy Powder Coated

STRETCHER TROLLEY (SS) (AS 1022)



Description:

- Overall size 84L x 22W x 32H inch
- Stainless Steel tubular construction with S.S removable stretcher
- Mounted on 150mm dia. Castors (Two with breaker)
- Both side IV attachments with ones s.s IV double hook rod.

DELUXE STRETCHER TROLLEY (AS 1024)



Specification:

- Size: 1980 mm L X 560 mm W X 820 mm H

Features:

- MS tubular frame work
- Top SS quality of '304'
- Saline Rod, Utility Tray, Oxygen Case, Safety Rails
- Swivel castors 100 mm or 125 mm D.B. castors
- Finish with powder coated paint/polish
- Available in Full stainless steel

INVALID WHEELCHAIR (AS 1054)

Description:

Frame Style: Foldable, Frame Material: M.S.
 Out to out width in open position (inches): 26"
 Seat Width (inches): 18"
 Total width in closing position (inches): 9"
 Rear Wheel Size: 24" Front Wheel Size: 8"
 Seat to floor height (inches): 19"
 Seat Depth (inches): 16"
 Back height (inches): 18"
 Total height (inches): 35"
 Max User Weight Capacity (kgs): 110
 Net Weight (kgs): 17.5 K.G.
 Upholstery: BLACK cushion
 Armrest: Fixed
 Leg-rest: Fixed
 Wheel Quality: SPOKE WHEEL WITH SOLID TYER



EXAMINATION COUCH (AS 1056)



Description:

- Overall approx. Size; 187 (L) X 51 (W) X 81 (H)
- Adjustable backrest by crank mechanism/gas spring.
- Two section foam padded, upholstered top
- Three drawers
- Three cabinets
- Tray for B.P. apparatus
- Foot Step
- Pre Treated & epoxy powder coated

REVOLVING STOOLS (AS 1055)



Description:

- Size : 304 mm dia
- Height: adjustable 457 mm to 710 mm
- Features:
 - MS/SS round frame work
 - Rod for support
 - SS Top / full SS
 - Mechanism screw for up / down adjustment
 - Mounted on rubber shoe
 - Finish with Powder coated paint / polish

GYNAE EXAMINATION COUCH (AS 1057)

Description:

- Overall Approx. Size: 72L X 20W X 26H inch
- Body frame work made of MS CRC tubes
- Two section cushioned top
- Complete with the pair of S.S lithotomy rod made 12 mm S.S Rod
- Back rest adjustable by hand lever
- Epoxy powder coated finish
- Footstep fitted



EXAMINATION TABLE (AS 1058)



Description:

In order to meet the particular demands of the customers, we are providing the customized Examination Table. These tables are available with the two sections and adjustable flap. These examination Tables are manufactured using high quality material like MS steel pipe, stainless steel pipe.

Specifications:

- Overall Size; 1830 mm L X 610 mm W X 760 mm H Features:
- Head side adjustment 75° up on ratchet
- MS tubular construction
- CRCA sheet top
- Mounted on rubber shoe
- Finish with paint

Also Available in Gynae Cut

EXAMINATION & GYNAE TABLE (AS 1059)



Description:

- Overall Approx. Size: 1830L x 600W x 760H mm.
- Frame work made of MS CRC tubes
- Two section cushioned top
- Complete with the pair of S.S lithotomic rod made
- 12 mm S.S Rod
- Back rest adjustable by hand lever
- Epoxy powder coated finish

LABOUR OBS/GYNAE TABLE (AS 1060)

Description:

Has a stainless steel top in two sections. These are available with the self locking traction handle at the side and also has I.V. Rod & mattress.

Specifications:

- Size: 1870 mm L x 900 mm W x 800 mm H

Features:

- Three section top
- Middle section with "U" cut
- Backrest adjustment on ratchet 75° up
- Leg end section can slide under main frame
- Mechanical gear box assisted trendelenburg 30°up/54°dn
- Three side detachable SS rails
- Both side SS lithotomy or rubber padded lithotomy with belt
- Movable SS hand grips
- Finish with polish (upper part) & powder coated paint for other accessories



OPD FURNITURE



LABOUR DELIVERY ROOM BED (ELECTRIC) (AS 1061)



Description:

1. Overall Size: 1880L x 660W x 600-800H mm
2. Tubular frame work mounted on 125mm dia central locking castor.
3. Three section top made of Bakelite sheet covered with 3 section mattress
4. Trendelenburg/Reverse Trendelenburg positions, height adjustment, back section adjustment through electronic actuator system.
5. Leg end section can slide under the main section
6. Height adjustable a pair of foam padded knee crutches.
7. S.S. Telescopic I.V. Rod with 4 hooks
8. Detachable S.S. Tray
9. ABS Head Panel
10. S.S. Grip Handles

LABOUR DELIVERY ROOM BED (HYDRAULIC) (AS 1062)

Description:

1. Overall Size: 1880L x 660W x 600-800H cmm
2. Tubular frame work mounted on 125mm dia central locking castor.
3. Three section top made of Bakelite sheet covered with mattress
4. Trendelenburg/Reverse Trendelenburg positions adjustments through crank mechanism
5. Height adjustment through high quality hydraulic pump.
6. Back Section adjustment through crank mechanism
7. Leg end section can slide under the main section
8. Height adjustable a pair of foam padded knee crutches.
9. S.S. Telescopic I.V. Rod with 4 hooks
10. 1 Detachable S.S. Tray
11. ABS Head Panel



FORMALIN CHAMBER (AS 1063)



INSTRUMENT TRAY WITH COVER (AS 1064)



DRESSING DRUM HEAVY JOINED (AS 1065)



CIDEX TRAY (ISC 1079)



MEDICAL LOCKER & TROLLEYS



**SUPER DELUXE
BEDSIDE LOCKER
(AS 1025)**



**SEMI DELUXE
LOCKER
(AS 1026)**



**DELUXE BEDSIDE
LOCKER
(AS 1027)**



**GENERAL BED
SIDE LOCKER
(AS 1028)**



**INSTRUMENT
TROLLEY
(AS 1029)**



Available Size:
30" X 18" X 32"
36" X 24" X 32"

**FULL SS
DRESSING TROLLEY
(AS 1030)**



**FULL SS MEDICINE
TROLLEY
(AS 1031)**



**MEDICINE TROLLEY
(4 DRAWER) (AS 1032)**



**UTILITY TROLLEY
(AS 1033)**



TROLLEY & OVERBED TABLE



**CRASH CART TROLLEY
(AS 1034)**



**LAPROSCOPY TROLLEY
(AS 1035)**



**I.V STAND STAINLESS
(AS 1036)**



**BEDSIDE SCREEN
(AS 1037)**



**MECHANICAL OVER
BED TABLE
(AS 1038)**



**PATIENT FOOD TABLE
(GAS SPRING)
(AS 1039)**



**PATIENT OVERBED TABLE
(KNOB SYSTEM)
(AS 1040)**



**OVERBED
TABLE GENERAL
(AS 1041)**



SUCTION MACHINE



SURGIVAC (AS 1042)



Description:

- Housing: Power Coated Anti Corrosive MS.
- Jars: Glass 2 x 1.5 liters capacity.
- Overflow Protection: Mechanical Type.
- Tubing: Non-Collapsible suction tubing.
- Vacuum Gauge: 2.5inch, 0-760 mm Hg.
- Filter: Bacterial filter Autoclavable / Reusable.
- Pump Type: Oil Immersed Rotary vane.
- Capacity: -710mmHg \pm 10 at 25~30LPM
- Noise Level: SURGIVAC

POWERVAC (AS 1044)



Description:

- Housing: Power Coated Anti Corrosive MS.
- Jars: Polycarbonate 2 x 2.0 liters capacity.
- Overflow Protection: Mechanical Type.
- Tubing: Non-Collapsible suction tubing.
- Vacuum Gauge: 2.0inch, 0-760 mm Hg.
- Filter: Bacterial filter Autoclavable / Reusable.
- Pump Type: Oil free twin headed piston pump
- Capacity: -730mmHg \pm 10 at 55~60LPM
- Noise Level: <50db A \pm 3 almost whispers
- Motor: Thermally Protected.
- Power: 220/230V AC, 50Hz, 180W
- Valves: Stainless Steel.

INSTAVAC (AS 1043)

Description:

- Housing: Complete ABS (Plastic)
- Jars: Polycarbonate 2 x 2.0 liters capacity.
- Overflow Protection: Mechanical Type.
- Tubing: Non-Collapsible suction tubing.
- Vacuum Gauge: 3.0inch, 0-760 mm Hg.
- Filter: Bacterial filter Autoclavable / Reusable.
- Pump Type: Oil free twin headed piston pump
- Capacity: -710mmHg \pm 10 at 32~35LPM
- Noise Level: <50db
- Motor: Thermally Protected.
- Power: 220/230V AC, 50Hz, 130W
- Valves: Stainless Steel.



UNIVAC MINI SUCTION (AS 1045)



Description:

Compact and lightweight medical aspirators that has low vacuum & low flow performance. It has specially designed for use in intensive care, pediatric wards. It has an oil-free Rocker Piston pump with permanently lubricated bearings. It incorporates a 1.5 Liters Polycarbonate collection vessel fitted with a float valve system.

STERILIZER



HIGH PRESSURE STEAM STERILIZER

(AS 1046)



Available Size :
16" X 36" 6.0 K.W
16" X 48" 9.0 K.W
20" X 48" 12 K.W
30" X 48" 18 K.W

RECTANGULAR HIGH PRESSURE STEAM STERILIZER

(AS 1047)



VERTICAL HIGH PRESSURE STERILIZER

(AS 1048)



Description :

Capacity Of 11" X 9" 2 PCS
11" X 11" 2 PCS & 15" X 12" 2 PCS
12" Dia X 20" H (3 K.W. Heater)
12" Dia X 24" H (4 K.W. Heater)
16" Dia X 24" H (5 K.W. Heater)

VERTICAL STERILIZER

(AS 1049)



INSTRUMENT STERILIZER ELECTRIC

(AS 1050)



AUTOCLAVE STERILIZER

(AS 1051)



FOGGER MACHINE
(AS 1052)



BOWL STAND SS
(AS 1053)

SCRUB STATION & VIEW BOX



SCRUB STATION DOUBLE

(AS 1066)



Description:


Scrub Station wall mounted Scrub Station, made of heavy duty Stainless steel 304 grade designed for splash free usage without touching the taps soap dispensers directly without the handle.

LED X-RAY VIEW BOX DOUBLE (ECONOMIC)

(AS 1068)

Description:

- Adopts led light source with life of 50000 hours.
- Luminosity of this machine is above 90%.
- Supported by touch screen sensor.
- Light frequency is above 50 kHz.
- Viewers work well within ac 200-250v.
- Views the image details easily due to brightness of 4000 Lux.
- The power is set inside the viewers with ultra thin design.
- Maximum brightness can reach up to 5000 cdm².



LED VIEW BOX SINGLE (PREMIUM)



LED VIEW BOX DOUBLE (PREMIUM)

(AS 1067)



Description:

We have developed a sleek and effective L.E.D. Viewing system to view M.R.I, C.T and x ray images. We offer a range of single screen, Double Screen, Three Screen, Four Screen viewers. Keeping the needs of the oncologist and radiologists in mind, SI Surgical have developed a sleek and effective L.E.D. Viewing system to view Mammography film images which comes with an option of a sliding magnifying glass.

SINGLE ECONOMIC

(AS 1069)



Description:

- Adopts led light source with life of 50000 hours.
- Luminosity of this machine is above 90%.
- Supported by touch screen sensor.
- Light frequency is above 50 kHz.
- Viewers work well within ac 200-250v.
- Views the image details easily due to brightness of 4000 Lux.
- The power is set inside the viewers with ultra thin design.
- Maximum brightness can reach up to 5000 cdm².

Description:

We have developed a sleek and effective L.E.D. Viewing system to view M.R.I, C.T and x ray images. We offer a range of single screen, Double screen, Three Screen, Four Screen viewers. Keeping the needs of the oncologist and radiologists in mind, We have developed a sleek and effective L.E.D. Viewing system to view Mammography film images which comes with an option of a sliding magnifying glass.


ACCESSORIES




MATTRESS (AS 1071)



Fowler & ICU



Semi Fowler



Plain

Available in 3 inch & 4 inch

ABS PANNEL (AS 1072)



MSI-2105

RALLING (IMPORTED) (AS 1073)



SS Collapsible



Aluminium Collapsible

I.V POLE (AS 1074)



Imported(SS)

Stainless Steel

MEDICAL CASTORS (AS 1075)



Available Sizes: 4", 5"



ADVENT SURGICAL
Advancement for Life...



ADVENT SURGICAL



Shastri Agriculture College, Purnea City
Industrial Area, Bihar- 854301



+91-9113421314 | 8298823662



surgicaladvent@gmail.com



adventsurgical.com

